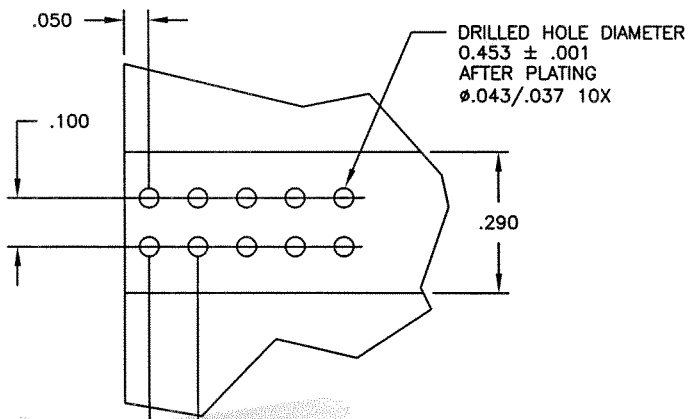
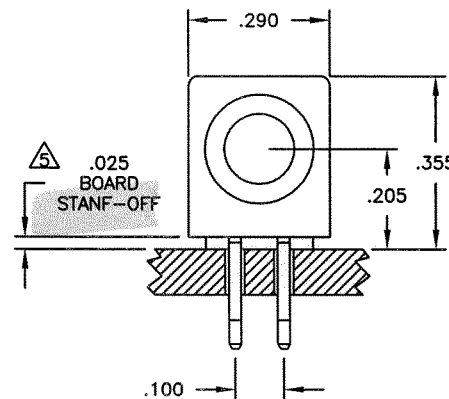
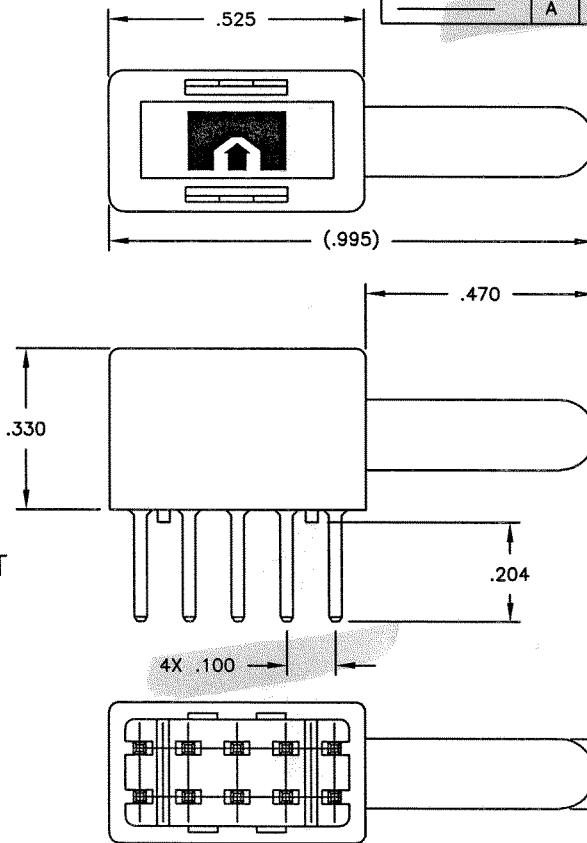


This drawing involves proprietary design rights of Tyco Electronics Corporation, and all design, manufacture, reproduction, use and sale rights regarding the same are expressly reserved. It is submitted for a specific purpose and the recipient by accepting this drawing, assumes custody and control and agrees to take reasonable precautions: (a) that this drawing will not be copied and reproduced, in whole or in part, or its contents revealed in any manner, or to any person except to meet the purpose for which it was delivered and (b) that any special features peculiar to this design will not be incorporated in other projects without the expressed written permission of Tyco Electronics Corporation.

REVISIONS			
EC	REV	DESCRIPTION	DATE
	A	NEW RELEASE	07.29.05



SUGGESTED PCB FOOTPRINT



6. REFERENCE TYCO ASSEMBLY PART NUMBER 6643228-1

⚠ A FIVE-POUND (5lb) FORCES REQUIRED TO CORRECTLY SEAT THE CONNECTOR WITH PLATED THRU HOLES LESS THEN Ø.040 INCH.

4. FINISH:  
 MODULE - SILVER PLATED  
 CROWN - GOLD PLATED  
 CONTACT - SILVER PLATED

3. MATERIAL:  
 INSULATOR - POLYESTER, GLASS FILLED, UL 94 V-0 RATED COLOR-BLACK  
 MODULE - METAL CASTING  
 CROWN - BECU  
 CONTACT - BRASS

2. ITEMS PROVIDED TO THIS SPECIFICATION SHALL BE IDENTIFIED ON CONTAINER WITH THE FOLLOWING INFORMATION PART NUMBER AND DATE CODE OF MANUFACTURE.

1. PART NUMBER CHANGES AND/OR DESIGN CHANGES AFFECTING ITEM INTERCHANGEABILITY REQUIRE PRIOR TYCO APPROVAL AND AUTHORIZATION BY REVISION TO THIS DRAWING.

NOTES: UNLESS OTHERWISE SPECIFIED

-INCH OR INCH (MM)  THIRD ANGLE PROJECTION UNLESS OTHERWISE SPECIFIED DIMENSIONS ARE IN INCHES (METRIC) TOLERANCES ANGLES ± .5° DECIMALS .XXX ± .020 .XX ±	DRAWN LOVATO	DATE 07.29.05	Tyco Electronics Corporation Menlo Park, Ca 94025		
	CHECKED		TITLE SLIMLINE PIN CONNECTOR PARALLEL NON-LOCKING PIN WITH SOLDER TAILS		
	APPROVED		SIZE B	DWG NUMBER C-6643228	REV. A
	APPROVED		ACAD FILE NUMBER C6643228A.DWG		

DWG SCALE 4=1 SH 1 OF 1